

INSTRUCTIONS FOR USE

Curapy

Table of content

1. INSTRUCTIONS FOR USE

2. SAFETY INFORMATION 2

- WARNINGS AND CAUTIONS..... 2
- ADVERSE REACTIONS..... 2

3. BEFORE USE 3

- INTENDED USE 3
- INDICATIONS FOR USE 3
- INTENDED USER POPULATION..... 3
- INTENDED PATIENT POPULATION 4
- ESSENTIAL PERFORMANCE 4
- CONTRAINDICATIONS 4
- GENERAL PRECAUTIONS..... 4

4. DESCRIPTION 5

- OVERVIEW..... 5
- DESCRIPTION OF DEVICE COMPONENTS..... 5

5. USE 6

- OVERVIEW..... 6
- INSTALLING AND STARTING THE HARDWARE / SOFTWARE 6
- CHECKING THE SYSTEM COMPONENTS AND FUNCTIONALITY 2
- OPERATING THE SOFTWARE 3

6. MAINTENANCE 6

- MAINTENANCE 6

7. TROUBLESHOOTING 7

- POSSIBLE PROBLEMS, CAUSES AND SOLUTIONS 7

- CONTACTING THE CUSTOMER SUPPORT..... 7
- REPORTING AN ADVERSE EVENT 7

8. WARRANTY 8

9. DISPOSAL..... 9

10. TECHNICAL SPECIFICATION 10

11. ALPHABETICAL INDEX..... 11

12. LEGAL MANUFACTURER 12

2. SAFETY INFORMATION

- **Warnings and cautions**

- General Warning: All furniture or other objects that may interfere with the use of the player or that may cause falls during aerobic exercise should be removed.
- Warning about visual fatigue: stand at a reasonable distance from the screen, do not allow the screen to be installed near fields of light sources that may produce glare (or use blinds), choose a soothing natural light that reduces dazzling and visual fatigue and increases contrast and clarity, adjust the brightness and contrast of the screen.
- Warning about the use of video games: All the precautions related to the use of video games must be considered and in particular the problems related to compulsive gaming.
- Warning about electrical hazards: Maintain electrical installations in accordance with the design rules applicable to them at the time of their commissioning, supervise and maintain electrical installations and equipment, check or have the electrical installations checked.
- Warning about infrared light: Regarding infrared lights, systems have been tested and approved by laboratories certified according to the European standard for the optical radiation hazards of different lamps or lamp systems, IEC / EN 62471. The light emission that meets this standard is not harmful to the human eye, so there is no special precaution to take.

- **Adverse reactions**

No adverse reactions registered.

3. BEFORE USE

- **Intended use**

Curapy is medical web platform with therapeutic activity to support the physical and functional rehabilitation and to boost cognitive abilities of adults and children in rehabilitation center and at home. Curapy allow the collection of clinical data and a Direct and/or remote supervision (monitoring service, adaptation of the session therapy...) by a medical professional. In the autonomous mode, Curapy does not required an approval and a follow-up by medical professional to use the platform by the patient.

- **Indications for use**

Pathologies that affect neurological conditions and associated physical or cognitive deficits.

- **Intended user population**

Patient

- Prevalent age: children Patient (+5 years to +18 years old accompanied by their parents in order to follow instructions), adult patient (Europe: +18 years old)
- Prevalent physical condition: Neurological condition and associated physical and/or cognitive deficits.
- Minimum education level: none.
- Minimum knowledge required: Understand instructions (children must be accompanied by their relatives).
- Minimum experience for proper product usage: No minimum experience required.

Health Professional

- Prevalent age: +20 years old.
- Prevalent physical condition: No specific physical conditions are needed.
- Minimum education level: Health certificate.
- Minimum knowledge required: none.
- Minimum experience: The health professional should indicate the exercises to patients or register them on the platform to train them in workplace or to continue taking care of them at home (with the paid offer).

Relatives

- Prevalent age: +20 years old.
- Prevalent physical condition: No specific physical conditions are needed.
- Minimum education level: none
- Minimum knowledge required: Understand the instructions and supervise/accompany the patient during the rehabilitation session (explain the instruction before the game and give playing instruction during the game).
- Minimum experience: none

- **Intended patient population**

Children Patient (+5 years to +18 years old accompanied by their parents in order to follow instructions), adult patient (Europe: +18 years old).

- **Essential performance**

Curapy is defined as a medical software class IIa and will not present several risks for users. Those aspects are defined in the Curapy Risk Analysis (Confidential document).

- **Contraindications**

The maximum recommended time of use of therapeutic game is 60 minutes to avoid visual fatigue and seizures in photosensitive patients.

All the precautions related to the use of video games must be considered and in particular the problems related to gambling addiction.

Some people with photosensitive epilepsy perceives an "aura" or feel strange sensations before the onset of a seizure. If the user has strange sensations during use, he must turn away from the Kinect. In addition, it is recommended

- To sit far enough away from the screen;
- To play in a well-lit room;
- Do not play in case of fatigue;
- If you have a history of epilepsy, consult a doctor before playing.

- **General precautions**

- Ensure there is enough space in the room to perform the exercises comfortably and without interference.
- Ensure the session is optimized by eliminating all elements of distraction.
- Video game addiction may present itself as compulsive gaming, social isolation, mood swings, diminished imagination, and hyper-focus on in-game achievements, to the exclusion of other events in life.
- Do not play if you are tired or need sleep.

4. DESCRIPTION

- **Overview**

Curapy: Web Site platform containing clinically validated therapeutic video games

Required Equipment:

A computer under Windows 8.1 or Windows 10.

Tablet (IOS or Android)

A TV screen for more comfort.

An HDMI cable to connect the TV screen to the computer,

Kinect sensor for Xbox One.

A Kinect Adapter for Xbox One S and Windows PC (All actions are done online at the patient's home or at the health professional's workplace. For the required hardware, we are establishing a partnership with Microsoft that will deliver a compatible computer and a Kinect, Subscription Fees).

E-Goliah Required Equipment

Tablet (IOS or Android)

Internet connection

X-TORP Required Equipment

Microsoft Kinect 2

Windows 8.1 or 10 64-bit computer

Internet connection

TOAP-RUN Required Equipment

Microsoft Kinect 2

Windows 8.1 or 10 64-bit computer

Internet connection.

- **Description of device components**

No device components required for Curapy package software.

5. USE

- **Overview**

Curapy offers therapeutic video games for targeted pathologies. Health professionals and patients must create an account via the Curapy web site. Following the next steps, the web platform contains a game manager including all therapeutic video games. Services as private messaging with health professionals, scheduled sessions and remote supervision are presented as paid offers available for patients.

- **Installing and starting the hardware / software**

1. **INSTALL THE EQUIPMENT**

The material to enjoy the therapeutic video games of Curapy.com:

A computer under Windows 8.1 or 10

USB 3 and HDMI TV screen for more comfort

An HDMI cable to connect the TV screen to the computer

A Kinect sensor for Xbox One

A Kinect Adapter for Xbox One S and Windows PC



2. **Connect the computer to a television**

To enjoy the graphic quality of games, we advise you to connect your computer to your television.

Connect your computer to your TV screen with an HDMI cable

Hold down the windows key and press the "P" key on your keyboard

In the sidebar that opens, choose Second screen only

3. **Connect the Adapter and the Kinect**

The Kinect Sensor for Xbox One and the Kinect Adapter for Xbox One S and Windows PC are essential for using therapeutic video games that are based on motion recognition. Use the Kinect Adapter to connect your Kinect for Xbox One sensor to your computer.

Connect the tips of the adapter



Then connect the Adapter to the Kinect

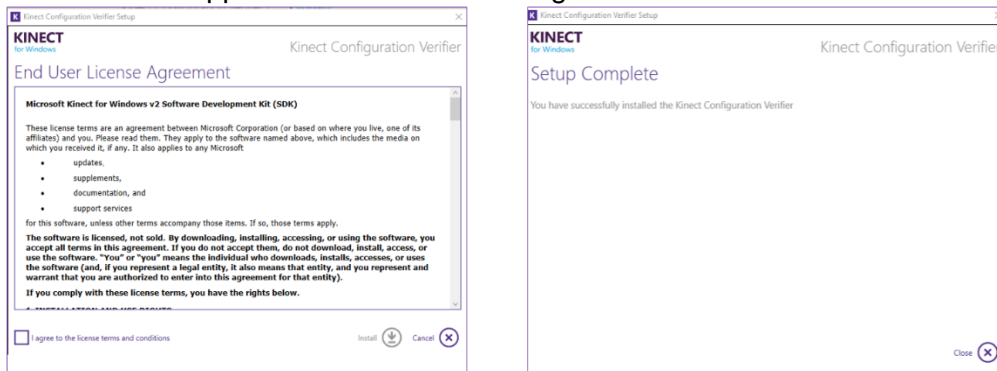
Connect everything through the blue tip directly to one of the USB 3 ports on your computer. You will easily recognize the USB port 3 to its blue color.

Once the sensor is connected to the computer, Windows automatically installs the Kinect driver. If this is not the case, download the driver. You can also visit the Microsoft Support page dedicated to Kinect.

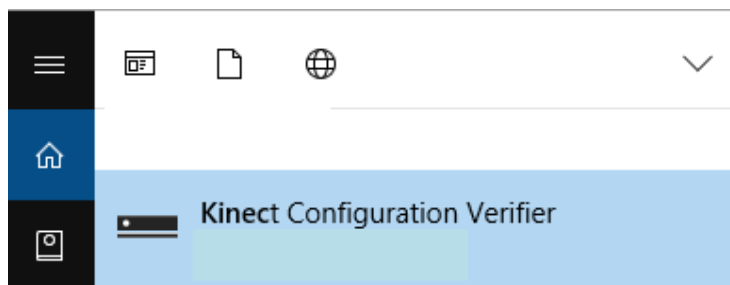
- **Checking the system components and functionality**

Check the compatibility of USB ports and hardware

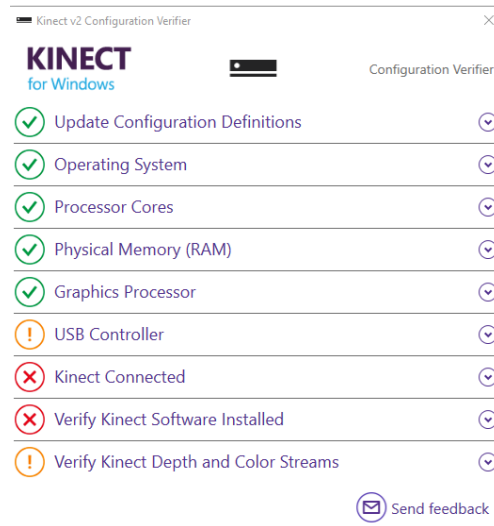
Download the application "Kinect V2 Configuration Verifier"



Launch the Kinect Configuration Verifier Application by typing in the Windows search bar to confirm that there are no known issues on your system.



If one of the 9 icons are red, it means that your hardware is not compatible. You cannot access to the therapy Video Games.



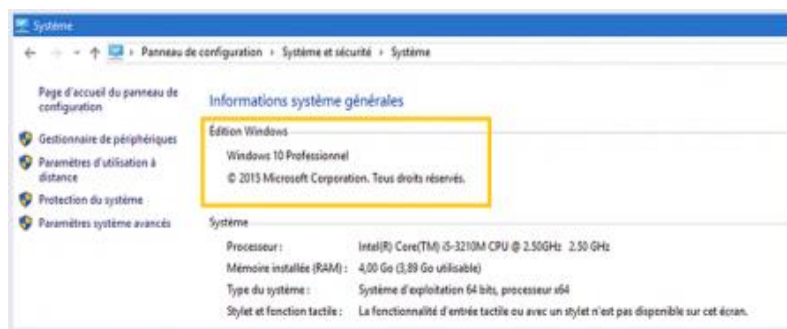
-If it's the "Kinect Connected" icon, it's likely you've plugged it into the wrong USB port.

Check the Windows version

Make sure your computer is properly equipped with the Windows 8.1 or Windows 10 update.

Press the Windows key and type Control Panel then, click System and Security, and then click System

At the yellow frame, you find the Windows firmware version installed on your computer.



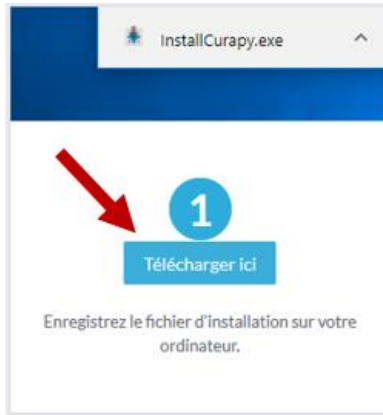
• Operating the software

1. Create a Curapy account: In order to enjoy the available games, you must have a Curapy account.

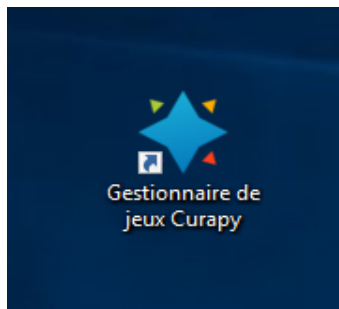
Choose the package that suits you and fill in the requested information
Confirm your email address and get your login and password
You can then connect to your Curapy personal space

Install the Curapy Game Manager: The Curapy Game Manager is essential for launching therapeutic video games and Serious Health Games.


On your personal space, click Download Curapy Game Manager at the top left
Then click on the Download button here, and you will be guided.



Once installed, launch the application using the shortcut on your desktop.



Enter your login and password sent on your email at the time of registration.



If no scheduled session, Click Choose Game on the screen that appears.



Choose a game and click on Play!



Take full advantage of the interface. Your Personal Curapy Space

The personal space is available at <http://services.curapy.com/>

For everyone :

- Edit your information
- See the list of sessions performed and the evolution of your playing time
- Change package
- Access support and FAQ

Only with the "Progress" and "Stay Connected" packages:

- See the results of your sessions by clicking on the session of your choice

Only with the "Stay Connected" package:

- You link to the health professional of your choice by making a contact request
- Access secure messaging by clicking Send a message
- Follow the schedule programmed by your professional

To start a game, just launch the Curapy Game Manager and choose a game.

6. MAINTENANCE

- **Maintenance**

Curapy web platform provides the last version available for the game manager. Video games are uploaded automatically by the server.

7. TROUBLESHOOTING

- **Possible problems, causes and solutions**

Internet connection is weak. Customers must ask to the internet provider in case of any issue. The patient is not recognized by the Kinect. He must be placed to correctly track health data. The patient forgot his credentials to access to the web platform. He must contact the support service to restore his private information.

- **Contacting the customer support**

The Customer Service of the Site is accessible from monday to friday from 9 am to 5.30pm by email to: support@curapy.com

- **Reporting an adverse event**

The Customer Service of the Site is accessible from monday to friday from 9 am to 5.30pm by email to: support@curapy.com

8. WARRANTY

N/A

9. DISPOSAL

N/A

10. TECHNICAL SPECIFICATION

N/A

11. ALPHABETICAL INDEX

N/A

12. LEGAL MANUFACTURER

MindMaze SA

Chemin de Roseneck 5
1006 Lausanne
Tel +41 (0)21 552 08 01
www.mindmaze.ch



The fabricant information/Logo (Labelling information) and CE Logo will be located at the bottom of the Main Curapy Web Site, X-Torp and Toap Run Presentation (Curapy Web Site) and at the Curapy Web Platform.